

Instruction Sheet

Compression Tool 16201

SealSmart

The **SealSmart** Crimping Tool is designed for terminating compression style connectors on coaxial cables. It is compatible with most other connector manufactures.

- Tool Set Up:** Adapters for crimping 'F', RCA & BNC style connectors are included with the tool and store in handle when not in use. See figure 1.
- Adapter mounting:** Mount adapter in threaded hole in tool jaw (see Figure 2 & 3). Locking nut should be tight to bottom of tool jaw to prevent damage to adapter.
- Crimping process:**
 - Place connector assembly into tool. See Figure 3.
 - Squeeze tool slightly to hold assembly in place. Make sure connector is positioned correctly on adapter. See figure 3.
 - Continue to squeeze tool until compression ring is fully seated into the base of the connector body. Inspect gasket seal ring for uniformity (Figure 3).
 - After crimping, if gasket seal ring appears uneven, rotate assembly 180 degrees & re-crimp.

Tips & Tricks



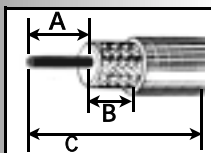
- The key to a good crimp is proper cable & connector prep.
- When crimping other mfg's connectors, minor adjustments to the crimp height may be needed. Simply adjust adapter up or down.
- Keep adapters secured in tool to prevent loss.

Cable Preparation & Termination

- Connectors are color coded for cable type. See chart below or manufacturers recommendation.
- Strip cable to dimensions shown on chart. Remove cable jacket and dielectric.
- Fold exposed braid back over cable jacket leaving smooth foil attached to dielectric.
- For Quad Shield Cable: Fold outer braid back over jacket, remove outer foil and fold inner braid back over jacket.
- Trim center conductor to proper length, see (A) dimension.
- Insert cable into rear of connector. Insertion depth is shown on chart. For *F* connectors, dielectric should be flush with support mandrel face.

SealSmart
Compression Connectors

Waterproof



Color Code		Connector Type	Stripping Dimensions		
Cable	Color		A	B	C
RG59	RED	'F'	.311"	.236"	N/A
RG6	BLACK	RCA	.177"	.236"	1.0"
RG6Q	BLUE	BNC	.177"	.236"	1.0"



PLATINUM TOOLS

Action Electronics

Phone (800) 563-9405

SealSmart

Compression Crimping Tool

P/N 16201

For use with compression style connectors only.

Figure 1

Connector Adapters



Figure 2

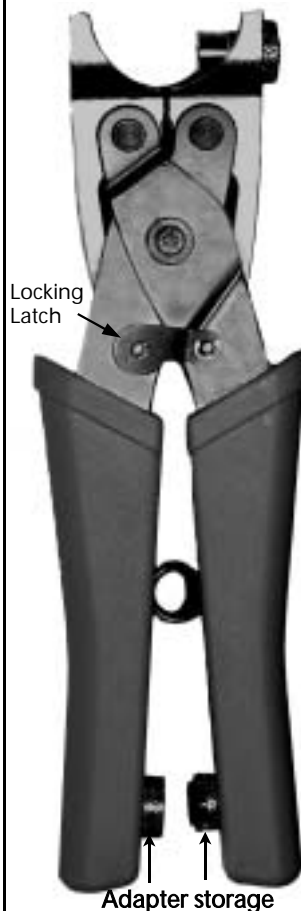
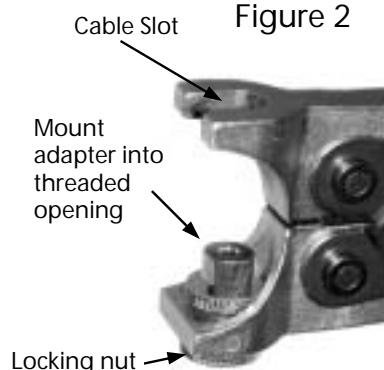



Figure 3



For optimum stripping results, use our 'E' Series Coaxial Cable Stripper.



Action Electronics

P/N 15030
Phone (800) 563-9405