

DISH Note

Extending UHF Range

Audience: FSS/FSM/QAS

Release Date: 6/04/07

Have you ever had UHF interference problems with TV2 when performing installations?

We now have an approved method to deal with this problem. This method may not be completely new to many of you. Similar ideas have been proposed by many installers.

This method has been tested for compliance with signal leak and broadcasting in mind. Also, it has been approved by regulatory agencies for use.

This method allows you to transmit the UHF remote signal and the backfed TV signal on one cable, using a splitter. This allows you to install the remote antenna in the same room as TV2.

These installations require the use of a 15 dB attenuator connected to the antenna to prevent it from broadcasting a signal.

Note: If an over-the-air antenna is installed, the remote control signal cannot use the same cable as the over-the-air signal.

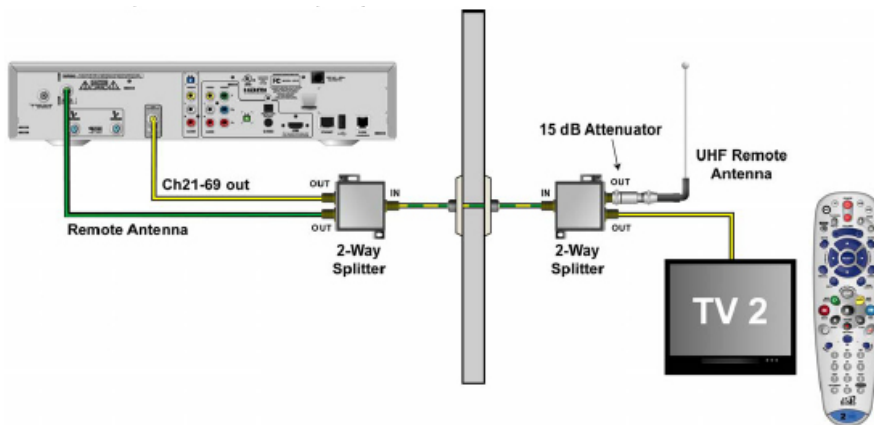
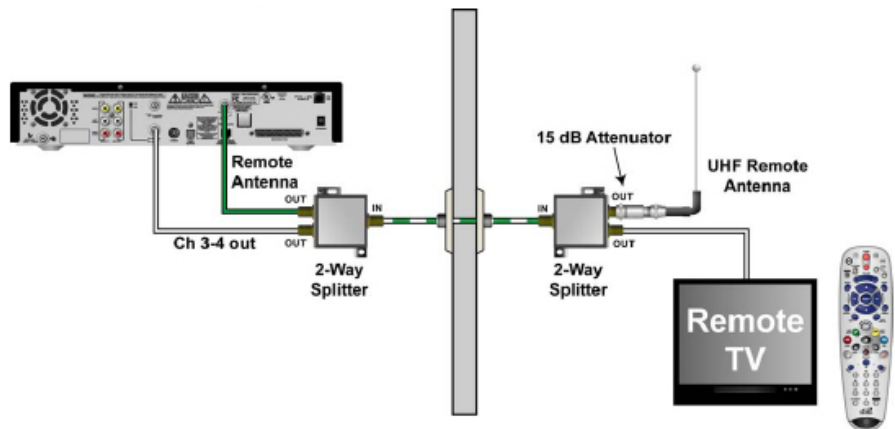


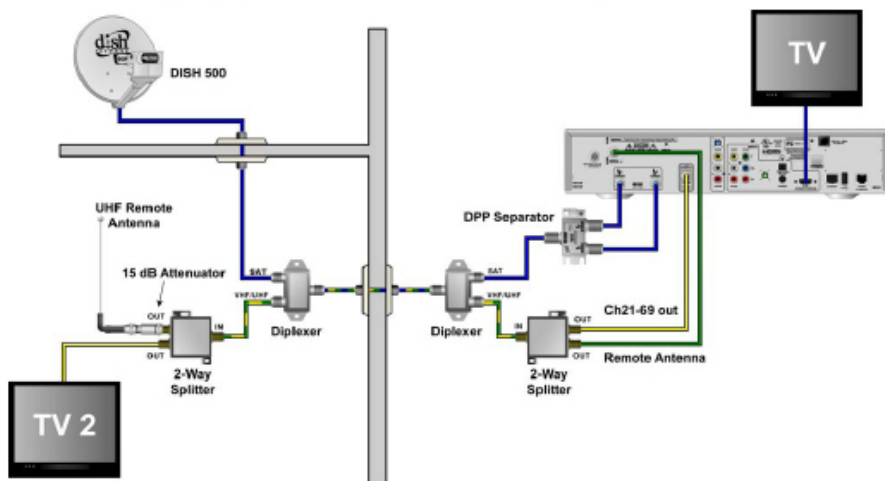
Diagram 1

- This is an example of the most common use of the UHF range extension.
- You must install the 15 dB attenuator on the UHF antenna. To comply with broadcasting regulations.

Diagram 2

- This diagram displays a single tuner receiver with a UHF remote installed in an area of a home that is way from the TV.
- These installations are for customer's who have A/V distributions.
- The only difference between the installation in diagram 1 and this one is the backfed channel range.

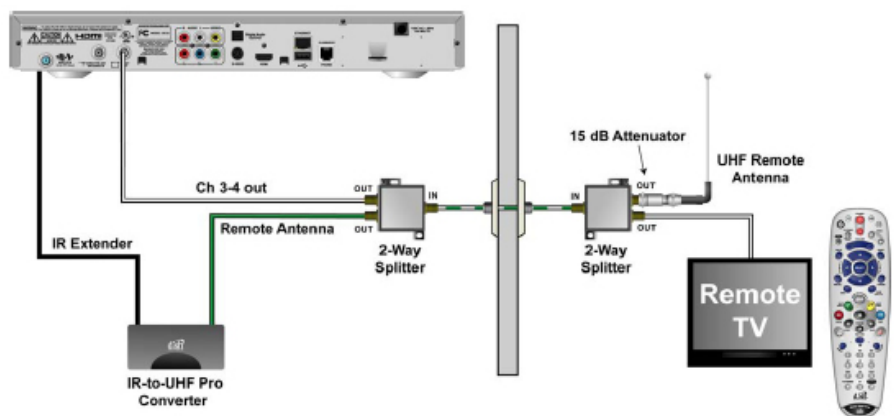




- ## Diagram 3
- In this example, the UHF range extension is being used along with a DPP separator, and duplexers.
 - The UHF remote signal and the TV signal use the same cable. Then, starting at the diplexer, the satellite signal uses this cable as well.

Diagram 4

- This diagram displays an installation with a single tuner receiver without a UHF remote.
- In this setup, an IR-UHF convertor is needed before the UHF extension can be set up.



Things to Remember

- The 15 dB attenuator **MUST** be installed between the splitter and the UHF remote antenna. If the attenuator is not properly installed we will be in violation of national broadcasting regulations.
- The UHF remote extension **CANNOT** be diplexed with an over-the-air antenna. Diplexing the two will cause the over-the-air antenna to broadcast the TV signal.
- In a majority of these situations, you will not need to use the 15 dB attenuator that comes with dual-tuner receivers. Use the 15 dB attenuator for the UHF remote extension.
- The 15 dB attenuators are not available as a warehouse item at this time. Therefore, always keep a few of them in your van. You can acquire them from dual-tuner installations in which they were not used.